
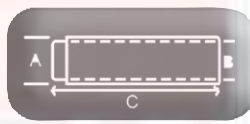
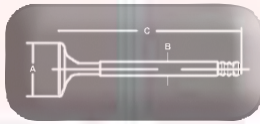


Valves Type CC Cyls Ø BHP


Honda

| | | | | | | | | | | | |
|----|----------|------|-----------|------|---|-------|-----|---------|---------|--------|------|
| 1 | ACCORD | 1.8i | 16V F18A3 | 1849 | 4 | 85.00 | 116 | 02/1996 | 10/1998 | Petrol | SOHC |
| 2 | ACCORD | 1.8i | 16V F18B2 | 1849 | 4 | 85.00 | 136 | 10/1998 | 12/2002 | Petrol | SOHC |
| 3 | ACCORD | 2.0 | 8V 20T2N | 1994 | 4 | 84.50 | 105 | 04/1996 | 12/2002 | Diesel | SOHC |
| 4 | ACCORD | 2.0 | 8V 20T2R | 1994 | 4 | 84.45 | 86 | 01/1997 | 02/2001 | Diesel | SOHC |
| 5 | ACCORD | 2.0i | 16V F20A | 1996 | 4 | 85.00 | | 1992 | | Petrol | SOHC |
| 6 | ACCORD | 2.0i | 16V F20B3 | 1997 | 4 | 85.00 | 136 | 09/1993 | 02/1998 | Petrol | SOHC |
| 7 | ACCORD | 2.0i | 16V F20B6 | 1996 | 4 | 85.00 | 147 | 10/1998 | 12/2002 | Petrol | SOHC |
| 8 | ACCORD | 2.2i | 16V F22 | 2156 | 4 | 85.00 | | 1992 | | Petrol | SOHC |
| 9 | ACCORD | 2.2i | 16V N22A1 | 2204 | 4 | 81.00 | 140 | 09/2003 | 09/2007 | Diesel | SOHC |
| 10 | AERODECK | 2.0i | 16V F20B3 | 1997 | 4 | 85.00 | 136 | 02/1994 | 10/1997 | Petrol | DOHC |
| 11 | CIVIC | 1.6i | 16V D16B2 | 1588 | 4 | 75.00 | 116 | 01/1997 | 02/2001 | Petrol | SOHC |



Honda

IV4279  45°
(34.0 x 5.5 x 112.0)

EV4280  45°
(29.0 x 5.5 x 123.5)

IV3816  45°
(29.0 x 5.5 x 115.0)

EV3817  45°
(25.0 x 5.5 x 118.7)

IV100990  45°
(37.2 x 7.0 x 86.7)

EV100980  45°
(32.5 x 7.0 x 86.7)

IV100990  45°
(37.2 x 7.0 x 86.7)

EV100980  45°
(32.5 x 7.0 x 86.7)

IV4277  45°
(32.0 x 5.5 x 112.1)

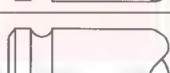
EV4278  45°
(27.0 x 5.5 x 123.5)

IV4279  45°
(34.0 x 5.5 x 112.0)

EV4280  45°
(29.0 x 5.5 x 123.5)

IV3816  45°
(29.0 x 5.5 x 115.0)

EV3817  45°
(25.0 x 5.5 x 118.7)

IV4279  45°
(34.0 x 5.5 x 112.0)

EV4280  45°
(29.0 x 5.5 x 123.5)



BFS269S ◆
R197S ◆

IV4279  45°
(34.0 x 5.5 x 112.0)

EV4280  45°
(29.0 x 5.5 x 123.5)

IV801001  45°
(30.0 x 5.5 x 118.6)


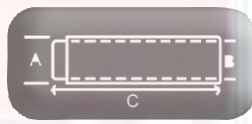
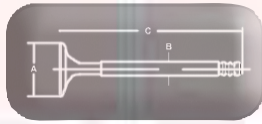
EV801002  45°
(26.0 x 5.5 x 116.0)






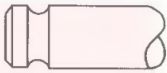






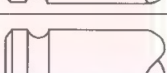

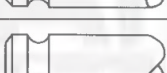

Valves Type CC Cyls Ø BHP



Honda Cont

| | | | | | | | | | | |
|----|----------------|------|-----------|------|----|-------|-----|-----------------|--------|------|
| 1 | CIVIC | 2.2i | 16V N22A1 | 2204 | 4 | 81.00 | 140 | 01/2006 | Diesel | SOHC |
| 2 | CR-V | 2.2i | 16V N22A1 | 2204 | 4 | 81.00 | 140 | 02/2005 09/2006 | Diesel | SOHC |
| 3 | CR-V | 2.2i | 16V N22A1 | 2204 | 4 | 81.00 | 140 | 01/2007 | Diesel | SOHC |
| 4 | FR-V | 1.7i | 16V D17A2 | 1668 | 4 | 75.00 | 125 | 02/2005 | Petrol | SOHC |
| 5 | FR-V | 2.2i | 16V N22A1 | 2204 | 4 | 81.00 | 140 | 06/2005 09/2007 | Diesel | SOHC |
| 6 | HR-V | 1.6i | 16V D16W1 | 1590 | 4 | 75.00 | 105 | 03/1999 | Petrol | SOHC |
| 7 | HR-V | 1.6i | 16V D16W5 | 1590 | 4 | 75.00 | 124 | 10/1999 | Petrol | SOHC |
| 8 | LEGEND | 3.2i | 24V C32A2 | 3206 | V6 | 90.00 | 205 | 01/1991 02/1996 | Petrol | SOHC |
| 9 | LOGO | 1.3i | 16V D13B7 | 1343 | 4 | 75.00 | 65 | 03/2000 03/2001 | Petrol | SOHC |
| 10 | SHUTTLE | 2.3i | 16V F23A7 | 2254 | 4 | 85.00 | 150 | 02/1998 09/2000 | Petrol | SOHC |
| 11 | STREAM | 1.7i | 16V D17A2 | 1668 | 4 | 75.00 | 125 | 05/2001 | Petrol | SOHC |



Honda Cont ...


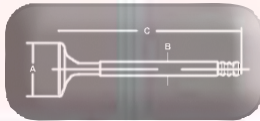
| | | | | |
|---|---|-----|---------|---|
| | | | BFS269S | ◆ |
| | | | R197S | ◆ |
| | | | BFS269S | ◆ |
| | | | R197S | ◆ |
| | | | BFS269S | ◆ |
| | | | R197S | ◆ |
| IV801001 (30.0 x 5.5 x 118.6) |  | 45° | | |
| EV801002 (26.0 x 5.5 x 116.0) |  | 45° | | |
| | | | BFS269S | ◆ |
| | | | R197S | ◆ |
| IV801001 (30.0 x 5.5 x 118.6) |  | 45° | | |
| EV801002 (26.0 x 5.5 x 116.0) |  | 45° | | |
| IV801001 (30.0 x 5.5 x 118.6) |  | 45° | | |
| EV801002 (26.0 x 5.5 x 116.0) |  | 45° | | |
| IV4281 (33.0 x 6.0 x 114.7) |  | 45° | | |
| EV4282 (28.0 x 6.0 x 117.6) |  | 45° | | |
| IV801001 (30.0 x 5.5 x 118.6) |  | 45° | | |
| EV801002 (26.0 x 5.5 x 116.0) |  | 45° | | |
| IV3816 (29.0 x 5.5 x 115.0) |  | 45° | | |
| EV3817 (25.0 x 5.5 x 118.7) |  | 45° | | |
| IV801001 (30.0 x 5.5 x 118.6) |  | 45° | | |
| EV801002 (26.0 x 5.5 x 116.0) |  | 45° | | |



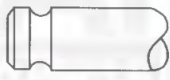

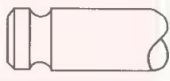

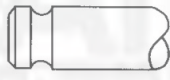

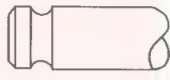
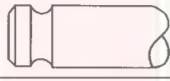

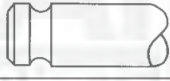

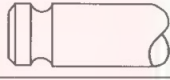
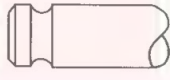



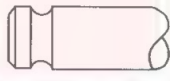

Valves Type CC Cyls Ø BHP

Hyundai



| | | | | | | | | | | |
|----|---------|------|------------|------|----|-------|-----|-----------------|--------|------|
| 1 | ACCENT | 1.5 | 12V D3-EA | 1493 | 3 | 83.00 | 82 | 01/2002 | Diesel | DOHC |
| 2 | ACCENT | 1.5 | 16V D4FA | 1493 | 4 | 75.00 | 110 | 11/2005 | Diesel | DOHC |
| 3 | ACCENT | 1.6i | 16V G4ED-G | 1599 | 4 | 83.00 | 82 | 12/2002 | Petrol | DOHC |
| 4 | AMICA | 1.0i | 12V G4HC | 999 | 4 | 66.00 | 54 | 08/1999 | Petrol | DOHC |
| 5 | ATOS | 1.0i | 12V G4HC | 999 | 4 | 66.00 | 54 | 02/1998 03/2002 | Petrol | DOHC |
| 6 | COUPE | 1.6i | 16V G4CR | 1596 | 4 | | | 1990 1995 | Petrol | DOHC |
| 7 | COUPE | 1.6i | 16V G4GR | 1599 | 4 | 77.40 | 90 | 03/1998 04/2002 | Petrol | DOHC |
| 8 | COUPE | 1.6i | 16V G4ED-G | 1599 | 4 | 83.00 | 82 | 03/2002 | Petrol | DOHC |
| 9 | COUPE | 1.8i | 16V G4GM | 1795 | 4 | 82.00 | 128 | 07/1996 04/2002 | Petrol | DOHC |
| 10 | COUPE | 2.7i | 24V G6BA-G | 2656 | V6 | 88.00 | 167 | 03/2002 | Petrol | DOHC |
| 11 | ELANTRA | 1.6 | 16V D4FB | 1582 | 4 | 77.00 | 116 | 02/2006 | Diesel | DOHC |
| 12 | ELANTRA | 1.8 | 16V G4CN | 1836 | 4 | 81.50 | 127 | 10/1990 11/1995 | Petrol | DOHC |
| 13 | ELANTRA | 2.0 | 16V D4-EA | 1991 | 4 | 83.00 | 113 | 04/2001 | Diesel | DOHC |



Hyundai

| | | | |
|---|---|---|---|
| <p>IV95016 (28.5 x 6 x 95.7)</p> <p>EV95017 (24.4 x 6 x 95.4)</p> | <p>◆  45°</p> <p>◆  45°</p> | <p>◆ BFG007 (IN/EX) ◆ (36.6 x 6.0 x 11.05)</p> | <p>◆ BFS176S (IN/EX) ◆</p> <p>◆ R181S ◆ SHORT</p> <p>◆ R182S ◆ LONG</p> <p>◆ R183S ◆ LEVER</p> |
| | | | <p>◆ BFS148S (IN/EX) (12 x 33.4)</p> |
| <p>IV95052 (29.1 x 6.0 x 91.9)</p> <p>EV95053 (25.0 x 6.0 x 92.4)</p> | <p>◆  45°</p> <p>◆  45°</p> | | <p>◆ BFS270S (IN/EX) ◆</p> |
| <p>IV95050 (23.0 x 5.5 x 100.3)</p> <p>EV95051 (27.0 x 5.5 x 100)</p> | <p>◆  45°</p> <p>◆  45°</p> | | |
| <p>IV95050 (23.0 x 5.5 x 100.3)</p> <p>EV95051 (27.0 x 5.5 x 100)</p> | <p>◆  45°</p> <p>◆  45°</p> | | |
| | | | <p>◆ BFS155S</p> |
| <p>IV95054 (34.0 x 6.5 x 109.5)</p> <p>EV95055 (30.5 x 6.5 x 109.7)</p> | <p>◆  45°</p> <p>◆  45°</p> | <p>◆ BFG027 (IN) ◆ (44 x 6.6 x 12.06)</p> <p>◆ BFG028 (EX) ◆ (50 x 6.6 x 12.06)</p> | <p>◆ BFS271S (IN/EX) ◆</p> |
| <p>IV95052 (29.1 x 6.0 x 91.9)</p> <p>EV95053 (25.0 x 6.0 x 92.4)</p> | <p>◆  45°</p> <p>◆  45°</p> | | <p>◆ BFS270S (IN/EX) ◆</p> |
| <p>IV95054 (34.0 x 6.5 x 109.5)</p> <p>EV95055 (30.5 x 6.5 x 109.7)</p> | <p>◆  45°</p> <p>◆  45°</p> | <p>◆ BFG027 (IN) ◆ (44 x 6.6 x 12.06)</p> <p>◆ BFG028 (EX) ◆ (50 x 6.6 x 12.06)</p> | <p>◆ BFS271S (IN/EX) ◆</p> |
| <p>IV95058 (32.0 x 6.0 x 96.2)</p> <p>EV95059 (27.5 x 6.0 x 97.3)</p> | <p>◆  45°</p> <p>◆  45°</p> | <p>◆ BFG031 (IN) ◆ (39 x 6 x 11.05)</p> <p>◆ BFG032 (EX) ◆ (43 x 6 x 11.10)</p> | <p>◆ BFS270S (IN/EX) ◆</p> |
| | | | <p>◆ BFS148S (IN/EX) (12 x 33.4)</p> |
| | | | <p>◆ BFS155S</p> |
| <p>IV95016 (28.5 x 6 x 95.7)</p> <p>EV95017 (24.4 x 6 x 95.4)</p> | <p>◆  45°</p> <p>◆  45°</p> | <p>◆ BFG007 (IN/EX) ◆ (36.6 x 6.0 x 11.05)</p> | <p>◆ BFS176S (IN/EX) ◆</p> <p>◆ C281 ◆</p> <p>◆ R181S ◆ SHORT</p> <p>◆ R182S ◆ LONG</p> <p>◆ R183S ◆ LEVER</p> |



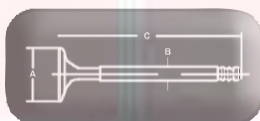
◆ New to range






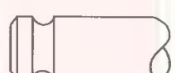







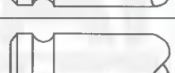
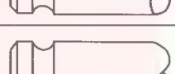
Valves Type CC Cyls Ø BHP

Hyundai Cont



| | | | | | | | | | | |
|----|----------|------|------------|------|----|-------|-----|-----------------|--------|------|
| 1 | ELANTRA | 1.6i | 16V G4ED-G | 1599 | 4 | 83.00 | 82 | 03/2002 | Petrol | DOHC |
| 2 | ELANTRA | 1.8i | 16V G4GB | 1795 | 4 | 82.00 | 133 | 11/2002 | Petrol | DOHC |
| 3 | GALLOPER | 2.5 | 8V D4BH | 2477 | 4 | 91.10 | 99 | 1998 | Diesel | SOHC |
| 4 | GALLOPER | 3.0i | 12V G6T | 2972 | V6 | | | 1998 | Petrol | SOHC |
| 5 | GETZ | 1.5 | 12V D3-EA | 1493 | 3 | 83.00 | 82 | 03/2003 | Diesel | DOHC |
| 6 | GETZ | 1.5 | 16V D4FA | 1493 | 4 | 75.00 | 88 | 08/2005 | Diesel | DOHC |
| 7 | GETZ | 1.6i | 16V G4ED-G | 1599 | 4 | 83.00 | 82 | 09/2002 | Petrol | DOHC |
| 8 | i10 | 1.1 | 12V D4FA-L | 1120 | 3 | 75.00 | 75 | 01/2008 | Diesel | DOHC |
| 9 | i30 | 1.6 | 16V D4FB | 1582 | 4 | 77.00 | 116 | 10/2007 | Diesel | DOHC |
| 10 | LANTRA | 1.6i | 16V G4CR | 1596 | 4 | | | 1990 1995 | Petrol | DOHC |
| 11 | LANTRA | 1.6i | 16V G4GR | 1599 | 4 | 77.40 | 90 | 11/1995 09/2000 | Petrol | DOHC |
| 12 | LANTRA | 1.8i | 16V G4GM | 1795 | 4 | 82.00 | 128 | 11/1995 09/2000 | Petrol | DOHC |
| 13 | MATRIX | 1.5 | 12V D3-EA | 1496 | 3 | 83.00 | 82 | 10/2001 | Diesel | DOHC |
| 14 | MATRIX | 1.5 | 16V D4FA | 1493 | 4 | 75.00 | 102 | 12/2004 | Diesel | DOHC |



Hyundai Cont ...

| | | | | |
|--|---|---|--|---|
| IV95052 (29.1 x 6.0 x 91.9) | ◆  45° | | | BFS270S (IN/EX) ◆ |
| EV95053 (25.0 x 6.0 x 92.4) | ◆  45° | | | |
| IV95056 (32.0 x 6.0 x 102.3) | ◆  45° | BFG029 (IN) ◆ (46 x 6.0 x 11.05) | | |
| EV95057 (27.5 x 6.0 x 104.7) | ◆  45° | BFG030 (EX) ◆ (54.5 x 6.0 x 11.05) | | |
| IV3841 (40.0 x 8.0 x 136.5) |  45° | | | |
| EV3840 (34.0 x 8.0 x 136.5) |  45° | | | |
| | | | | BFS153S |
| IV95016 (28.5 x 6 x 95.7) | ◆  45° | BFG007 (IN/EX) ◆ (36.6 x 6.0 x 11.05) | | BFS176S (IN/EX) ◆ |
| EV95017 (24.4 x 6 x 95.4) | ◆  45° | | | R181S ◆ SHORT R182S ◆ LONG R183S ◆ LEVER |
| | | | | BFS148S (12 x 33.4) |
| IV95052 (29.1 x 6.0 x 91.9) | ◆  45° | | | BFS270S (IN/EX) ◆ |
| EV95053 (25.0 x 6.0 x 92.4) | ◆  45° | | | |
| | | | | BFS148S (IN/EX) (12 x 33.4) |
| | | | | BFS148S (IN/EX) (12 x 33.4) |
| | | | | BFS155S (IN/EX) |
| IV95054 (34.0 x 6.5 x 109.5) | ◆  45° | BFG027 (IN) ◆ (44 x 6.6 x 12.06) | | BFS271S (IN/EX) ◆ |
| EV95055 (30.5 x 6.5 x 109.7) | ◆  45° | BFG028 (EX) ◆ (50 x 6.6 x 12.06) | | |
| IV95054 (34.0 x 6.5 x 109.5) | ◆  45° | BFG027 (IN) ◆ (44 x 6.6 x 12.06) | | BFS271S (IN/EX) ◆ |
| EV95055 (30.5 x 6.5 x 109.7) | ◆  45° | BFG028 (EX) ◆ (50 x 6.6 x 12.06) | | |
| IV95016 (28.5 x 6 x 95.7) | ◆  45° | BFG007 (IN/EX) ◆ (36.6 x 6.0 x 11.05) | | BFS176S (IN/EX) ◆ |
| EV95017 (24.4 x 6 x 95.4) | ◆  45° | | | R181S ◆ SHORT R182S ◆ LONG R183S ◆ LEVER |
| | | | | BFS148S (IN/EX) (12 x 33.4) |

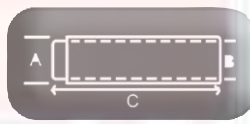
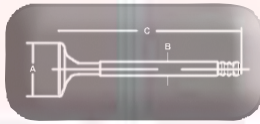
◆ New to range



Valves Type CC Cyls Ø BHP

Hyundai Cont

| | | | | | | | | | | | |
|----|----------|------|------------|------|----|-------|-----|---------|---------|--------|------|
| 1 | MATRIX | 1.5 | 16V D4FA-G | 1493 | 4 | 75.00 | 110 | 08/2005 | | Diesel | DOHC |
| 2 | MATRIX | 1.6i | 16V G4ED-G | 1599 | 4 | 83.00 | 82 | 06/2001 | | Petrol | DOHC |
| 3 | MATRIX | 1.8i | 16V G4GB-G | 1795 | 4 | 82.00 | 122 | 10/2001 | 03/2007 | Petrol | DOHC |
| 4 | PRIME | 1.0i | 12V G4HC | 999 | 4 | 66.00 | 54 | 08/1999 | | Petrol | DOHC |
| 5 | SANTA FE | 2.4i | 16V G4JS | 2351 | 4 | | | 2001 | | Petrol | DOHC |
| 6 | SANTA FÉ | 2.0 | 16V D4-EA | 1991 | 4 | 83.00 | 113 | 04/2001 | | Diesel | DOHC |
| 7 | SANTA FÉ | 2.7i | 24V G6BA-G | 2656 | 6 | 88.00 | 173 | 03/2002 | | Petrol | DOHC |
| 8 | SONATA | 2.0 | 16V G4CP | 1997 | 4 | 85.00 | 101 | 1992 | 1999 | Petrol | DOHC |
| 9 | SONATA | 2.0 | 16V D4-EA | 1991 | 4 | 83.00 | 140 | 02/2006 | | Diesel | DOHC |
| 10 | SONATA | 2.7i | 24V G6BA-G | 2656 | V6 | 88.00 | 173 | 10/2001 | 11/2004 | Petrol | DOHC |
| 11 | SONATA | 3.0i | 12V G6AT | 2972 | V6 | 91.10 | 146 | 1992 | 1998 | Petrol | SOHC |
| 12 | TRAJET | 2.0 | 16V D4-EA | 1991 | 4 | 83.00 | 113 | 04/2001 | | Diesel | DOHC |
| 13 | TRAJET | 2.7i | 24V G6BA-G | 2656 | V6 | 88.00 | 173 | 09/2000 | | Petrol | DOHC |





Hyundai Cont ...

| | | | | | |
|--|--------|---|--|--|---------------------------------------|
| | | | | | BFS148S (IN/EX) (12 x 33.4) |
| IV95052 (29.1 x 6.0 x 91.9) | ◆ 45° | | | | BFS270S (IN/EX) ◆ |
| EV95053 (25.0 x 6.0 x 92.4) | ◆ 45° | | | | |
| IV95056 (32.0 x 6.0 x 102.3) | ◆ 45° | BFG029 (IN) ◆ (46 x 6.0 x 11.05) | | | |
| EV95057 (27.5 x 6.0 x 104.7) | ◆ 45° | BFG030 (EX) ◆ (54.5 x 6.0 x 11.05) | | | |
| IV95050 (23.0 x 5.5 x 100.3) | ◆ 45° | | | | |
| EV95051 (27.0 x 5.5 x 100) | ◆ 45° | | | | |
| | | | | | BFS155S |
| IV95016 (28.5 x 6 x 95.7) | ◆ 45° | BFG007 (IN/EX) ◆ (36.6 x 6.0 x 11.05) | | | BFS176S (IN/EX) ◆ |
| EV95017 (24.4 x 6 x 95.4) | ◆ 45° | | | | C281 ◆ |
| | | | | | R181S ◆ SHORT |
| | | | | | R182S ◆ LONG |
| | | | | | R183S ◆ LEVER |
| IV95058 (32.0 x 6.0 x 96.2) | ◆ 45° | BFG031 (IN) ◆ (39 x 6 x 11.05) | | | BFS270S (IN/EX) ◆ |
| EV95059 (27.5 x 6.0 x 97.3) | ◆ 45° | BFG032 (EX) ◆ (43 x 6 x 11.10) | | | |
| | | | | | BFS155S |
| IV95016 (28.5 x 6 x 95.7) | ◆ 45° | BFG007 (IN/EX) ◆ (36.6 x 6.0 x 11.05) | | | BFS176S (IN/EX) ◆ |
| EV95017 (24.4 x 6 x 95.4) | ◆ 45° | | | | R181S ◆ SHORT |
| | | | | | R182S ◆ LONG |
| | | | | | R183S ◆ LEVER |
| IV95058 (32.0 x 6.0 x 96.2) | ◆ 45° | BFG031 (IN) ◆ (39 x 6 x 11.05) | | | BFS270S (IN/EX) ◆ |
| EV95059 (27.5 x 6.0 x 97.3) | ◆ 45° | BFG032 (EX) ◆ (43 x 6 x 11.10) | | | |
| | | | | | BFS153S |
| IV95016 (28.5 x 6 x 95.7) | ◆ 45° | BFG007 (IN/EX) ◆ (36.6 x 6.0 x 11.05) | | | BFS176S (IN/EX) ◆ |
| EV95017 (24.4 x 6 x 95.4) | ◆ 45° | | | | C281 ◆ |
| | | | | | R181S ◆ SHORT |
| | | | | | R182S ◆ LONG |
| | | | | | R183S ◆ LEVER |
| IV95058 (32.0 x 6.0 x 96.2) | ◆ 45° | BFG031 (IN) ◆ (39 x 6 x 11.05) | | | BFS270S (IN/EX) ◆ |
| EV95059 (27.5 x 6.0 x 97.3) | ◆ 45° | BFG032 (EX) ◆ (43 x 6 x 11.10) | | | |

◆ New to range

www.faiauto.com



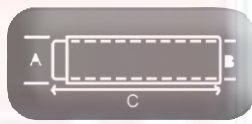
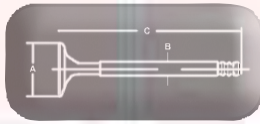
Valves Type CC Cyls Ø BHP

Hyundai Cont

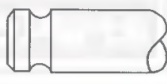
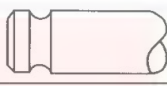
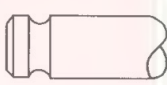

| | | | | | | | | | |
|---|--------|------|------------|------|----|-------|------|---------|-------------|
| 1 | TRAJET | 2.0i | 16V G4JP | 1997 | 4 | | 2000 | Petrol | DOHC |
| 2 | TUCSON | 2.0 | 16V D4-EA | 1991 | 4 | 83.00 | 113 | 08/2004 | Diesel DOHC |
| 3 | TUCSON | 2.7i | 24V G6BA-G | 2656 | V6 | 88.00 | 173 | 09/2000 | Petrol DOHC |

Isuzu

| | | | | | | | | | |
|---|---------|-----|----------|------|---|-------|-----|---------|-------------|
| 4 | TROOPER | 3.0 | 16V 4JX1 | 2999 | 4 | 95.40 | 160 | 05/1998 | Diesel DOHC |
|---|---------|-----|----------|------|---|-------|-----|---------|-------------|





Hyundai Cont ...

| | | | | | |
|---------------------------------------|---|---|--|--------------------------|-------|
| | | | | BFS155S | |
| IV95016 (28.5 x 6 x 95.7) | ◆  45° | BFG007 (IN/EX) ◆ (36.6 x 6.0 x 11.05) | | BFS176S (IN/EX) ◆ | |
| EV95017 (24.4 x 6 x 95.4) | ◆  45° | | | R181S ◆ | SHORT |
| | | | | R182S ◆ | LONG |
| | | | | R183S ◆ | LEVER |
| IV95058 (32.0 x 6.0 x 96.2) | ◆  45° | BFG031 (IN) ◆ (39 x 6 x 11.05) | | BFS270S (IN/EX) ◆ | |
| EV95059 (27.5 x 6.0 x 97.3) | ◆  45° | BFG032 (EX) ◆ (43 x 6 x 11.10) | | | |

Isuzu

| | | | | | |
|---------------------------------------|--|--|--|--------------------------|--|
| IV95060 (33.0 x 7.0 x 98.2) | ◆  45° | | | BFS272S (IN/EX) ◆ | |
| EV95061 (33.0 x 7.0 x 98.1) | ◆  45° | | | | |



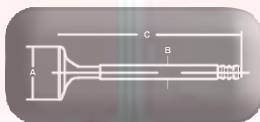
358



Valves Type CC Cyls Ø BHP


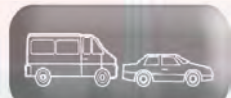
Iveco

| | | | | | | | | | | | | |
|----|----------|-----|-----|-----------|------|---|-------|-----|---------|------|--------|------|
| 1 | DAILY | 2.4 | 8V | 8140.61 | 2445 | 4 | 93.00 | 72 | 1978 | 1991 | Diesel | SOHC |
| 2 | DAILY | 2.5 | 8V | 8140.21 | 2445 | 4 | 93.00 | 92 | 1986 | 1991 | Diesel | SOHC |
| 3 | DAILY | 2.5 | 8V | 8140.07 | 2499 | 4 | 93.00 | 75 | 1989 | 1996 | Diesel | SOHC |
| 4 | DAILY | 2.5 | 8V | 8140.27 | 2499 | 4 | 93.00 | 103 | 1990 | 1996 | Diesel | SOHC |
| 5 | DAILY | 2.5 | 8V | 8140.47 | 2499 | 4 | 93.00 | 110 | 1990 | 1996 | Diesel | SOHC |
| 6 | DAILY | 2.5 | 8V | 8140.72 | 2499 | 4 | 93.00 | 76 | 1990 | | Diesel | SOHC |
| 7 | DAILY | 2.8 | 8V | 8140.23 | 2800 | 4 | 94.40 | 103 | 1996 | | Diesel | SOHC |
| 8 | DAILY | 2.8 | 8V | 8140.43 | 2800 | 4 | 94.40 | 122 | 1996 | | Diesel | SOHC |
| 9 | DAILY | 2.8 | 8V | 8140.63 | 2800 | 4 | 94.40 | 84 | 9/1998 | | Diesel | SOHC |
| 10 | DAILY II | 2.3 | 16V | F1AE0481B | 2287 | 4 | 88.00 | 116 | 09/2002 | | Diesel | DOHC |



Iveco


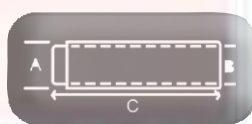
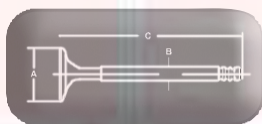
| | | | | | |
|---|---|-----|---|------------------------------------|------------------------|
| IV17062 (41.0 x 8.0 x 120.7) | | 30° | | | from engine no 452001 |
| EV17063 (34.4 x 8.0 x 122.0) | | 45° | | | |
| IV17062 (41.0 x 8.0 x 120.7) | | 30° | | | |
| EV17063 (34.4 x 8.0 x 122.0) | | 45° | | | |
| IV17080 (41.0 x 8.0 x 121.9) | | 45° | | | |
| EV17081 (34.5 x 8.0 x 121.9) | | 45° | | | |
| IV17080 (41.0 x 8.0 x 121.9) | | 45° | | | |
| EV17081 (34.5 x 8.0 x 121.9) | | 45° | | | |
| IV17062 (41.0 x 8.0 x 120.7) | | 30° | | | |
| EV17063 (34.4 x 8.0 x 122.0) | | 45° | | | |
| IV17062 (41.0 x 8.0 x 120.7) | | 30° | | | |
| EV17063 (34.4 x 8.0 x 122.0) | | 45° | | | |
| IV17062 (41.0 x 8.0 x 120.7) | | 30° | | | |
| EV91994 (35.8 x 8.0 x 121.9) | | 45° | | | |
| IV17062 (41.0 x 8.0 x 120.7) | | 30° | | | |
| EV91994 (35.8 x 8.0 x 121.9) | | 45° | | | |
| IV171015 (43.5 x 8.0 x 122.0) | | 30° | | | |
| EV171016 (36.7 x 8.0 x 122.0) | | 45° | | | to engine no 2613437 |
| EV91994 (35.8 x 8.0 x 121.9) | | 45° | | | from engine no 2613438 |
| IV95062 (30.0 x 6.0 x 120.40) | ◆ | 45° | BFG033 (IN/EX) ◆ (49 x 6 x 10.05) | BFS273S ◆ R198S ◆ | |
| EV95063 (30.0 x 6.0 x 120.35) | ◆ | 45° | | | |





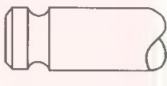
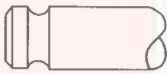
Valves Type CC Cyls Ø BHP

Iveco Cont


| | | | | | | | | | |
|---|-----------|-----|--------------------|------|-------|-------|---------|-----------------|-------------|
| 1 | DAILY II | 3.0 | 16V F1CE0481A 2998 | 4 | 95.80 | 136 | 01/2005 | Diesel | DOHC |
| 2 | NEW DAILY | 2.5 | 8V 8140.67F | 2499 | 4 | 93.00 | 82 | 01/1996 08/1998 | Diesel SOHC |



Iveco Cont ...

| | | | | |
|---|---|---|-----|---|
| IV95064 (32.4 x 6.0 x 120.0) | ◆ |  | 30° | BFG033 (IN/EX) ◆ (49 x 6 x 10.05) |
| EV95065 (32.4 x 6.0 x 119.95) | ◆ |  | 30° | |
| IV171015 (43.5 x 8.0 x 122.0) | |  | 30° | |
| EV171016 (36.7 x 8.0 x 122.0) | |  | 45° | |



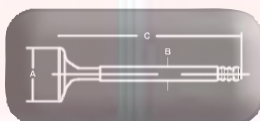
362



Valves Type CC Cyls Ø BHP



Jaguar

| | | | | | | | | | |
|---|--------|-----|-----------|------|----------|-----|-----------------|--------|------|
| 1 | S TYPE | 2.7 | 24V 276DT | 2720 | V6 81.00 | 207 | 06/2004 03/2008 | Diesel | DOHC |
| 2 | XF | 2.7 | 24V 7G | 2720 | V6 81.00 | 207 | 03/2008 | Diesel | DOHC |
| 3 | XJ | 2.7 | 24V 7G | 2720 | V6 81.00 | 207 | 10/2005 | Diesel | DOHC |



Jaguar

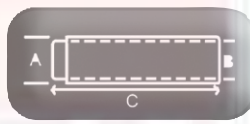
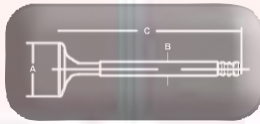
| | | |
|--|--------|------------------------|
| IV95042 (27.7 x 6.0 x 97.04) | ◆ 45° | BFS156S (IN/EX) |
| EV95043 (25.2 x 6.0 x 96.3) | ◆ 45° | R193S (IN/EX) ◆ |
| IV95042 (27.7 x 6.0 x 97.04) | ◆ 45° | BFS156S (IN/EX) |
| EV95043 (25.2 x 6.0 x 96.3) | ◆ 45° | R193S (IN/EX) ◆ |
| IV95042 (27.7 x 6.0 x 97.04) | ◆ 45° | BFS156S (IN/EX) |
| EV95043 (25.2 x 6.0 x 96.3) | ◆ 45° | R193S (IN/EX) ◆ |



Valves Type CC Cyls Ø BHP



Jeep

| | | | | | | | | | | | |
|---|-----------------|-----|-------------|------|---|-------|-----|---------|---------|--------|------|
| 1 | CHEROKEE | 2.5 | 16V R425 | 2499 | 4 | 92.00 | 143 | 09/2001 | 12/2004 | Diesel | DOHC |
| 2 | CHEROKEE | 2.5 | 16V R2516K | 2499 | 4 | 92.00 | 143 | 09/2001 | 12/2004 | Diesel | DOHC |
| 3 | CHEROKEE | 2.8 | 16V R2816K4 | 2776 | 4 | 94.00 | 150 | 11/2002 | 2008 | Diesel | DOHC |
| 4 | CHEROKEE | 2.8 | 16V R2816K4 | 2776 | 4 | 94.00 | 163 | 11/2004 | 2008 | Diesel | DOHC |



Jeep


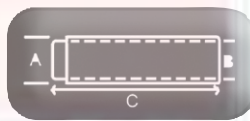
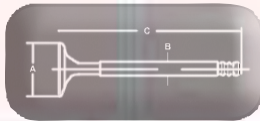
| | | | | |
|---|------------|--|---------------------|--------------|
| <p>IV95066 (32.4 x 6.0 x 109)</p> <p>EV95067 (30.9 x 6.0 x 108.3)</p> | <p>45°</p> | <p>BFG034 (IN/EX) (44.5 x 6.01 x 11.03)</p> | <p>R199S</p> | <p>◆ Kit</p> |
| <p>IV95066 (32.4 x 6.0 x 109)</p> <p>EV95067 (30.9 x 6.0 x 108.3)</p> | <p>45°</p> | <p>BFG034 (IN/EX) (44.5 x 6.01 x 11.03)</p> | <p>R199S</p> | <p>◆ Kit</p> |
| <p>IV95066 (32.4 x 6.0 x 109)</p> <p>EV95067 (30.9 x 6.0 x 108.3)</p> | <p>45°</p> | <p>BFG034 (IN/EX) (44.5 x 6.01 x 11.03)</p> | <p>R199S</p> | <p>◆ Kit</p> |
| <p>IV95066 (32.4 x 6.0 x 109)</p> <p>EV95067 (30.9 x 6.0 x 108.3)</p> | <p>45°</p> | <p>BFG034 (IN/EX) (44.5 x 6.01 x 11.03)</p> | <p>R199S</p> | <p>◆ Kit</p> |




Valves Type CC Cyls Ø BHP

Kia

| | | | | | | | | | |
|----|-----------------|------|------------|------|---|-------|-----|---------|-------------|
| 1 | CARENS | 2.0 | 16V D4-EA | 1991 | 4 | 83.00 | 140 | 11/2005 | Diesel DOHC |
| 2 | CARENS | 2.0 | 16V D4-EA | 1991 | 4 | 83.00 | 140 | 09/2006 | Diesel DOHC |
| 3 | CARENS | 2.0i | 16V G4GC | 1975 | 4 | 82.00 | 139 | 08/2004 | Petrol DOHC |
| 4 | CARNIVAL | 2.9 | 16V J3TCI | 2902 | 4 | 97.10 | 144 | 10/2001 | Diesel DOHC |
| 5 | CEE'D | 1.6 | 16V D4FB | 1582 | 4 | 77.20 | 115 | 12/2006 | Diesel DOHC |
| 6 | CEE'D | 1.6 | 16V D4FB-L | 1582 | 4 | 77.20 | 90 | 12/2006 | Diesel DOHC |
| 7 | CEE'D | 2.0i | 16V G4GC | 1975 | 4 | 82.00 | 143 | 12/2006 | Petrol DOHC |
| 8 | CERATO | 1.5 | 16V D4FA | 1493 | 4 | 75.00 | 102 | 07/2005 | Diesel DOHC |
| 9 | CERATO | 1.6 | 16V D4FB | 1582 | 4 | 75.00 | 115 | 06/2005 | Diesel DOHC |
| 10 | CERATO | 2.0 | 16V D4-EA | 1991 | 4 | 83.00 | 112 | 04/2004 | Diesel DOHC |
| 11 | CERATO | 1.6i | 16V G4ED | 1599 | 4 | 83.00 | 105 | 04/2004 | Petrol DOHC |





Kia

| | | | | |
|---|--|-----------------------|---|---|
| <p>IV95016 (28.5 x 6 x 95.7)</p> <p>EV95017 (24.4 x 6 x 95.4)</p> |   | <p>45°</p> <p>45°</p> | <p>BFG007 (IN/EX) ◆ (36.6 x 6.0 x 11.05)</p> | <p>BFS176S (IN/EX) ◆ R181S ◆ SHORT R182S ◆ LONG R183S ◆ LEVER</p> |
| <p>IV95016 (28.5 x 6 x 95.7)</p> <p>EV95017 (24.4 x 6 x 95.4)</p> |   | <p>45°</p> <p>45°</p> | <p>BFG007 (IN/EX) ◆ (36.6 x 6.0 x 11.05)</p> | <p>BFS176S (IN/EX) ◆ R181S ◆ SHORT R182S ◆ LONG R183S ◆ LEVER</p> |
| <p>IV95056 (32.0 x 6.0 x 102.3)</p> <p>EV95057 (27.5 x 6.0 x 104.7)</p> |   | <p>45°</p> <p>45°</p> | <p>BFG029 (IN) ◆ (46 x 6.0 x 11.05)</p> <p>BFG030 (EX) ◆ (54.5 x 6.0 x 11.05)</p> | |
| <p>IV95002 (34.0 x 7.0 x 126.2)</p> <p>EV95003 (31.6 x 7.0 x 126.0)</p> |   | <p>45°</p> <p>45°</p> | <p>BFG001 (IN/EX) ◆ (12.05 x 7.01 x 52.7)</p> | <p>BFS171S (IN/EX) C264 (IN) ◆ C265 (EX) ◆</p> |
| | | | | <p>BFS148S (IN/EX) (12 x 33.4)</p> |
| | | | | <p>BFS148S (IN/EX) (12 x 33.4)</p> |
| <p>IV95056 (32.0 x 6.0 x 102.3)</p> <p>EV95057 (27.5 x 6.0 x 104.7)</p> |   | <p>45°</p> <p>45°</p> | <p>BFG029 (IN) ◆ (46 x 6.0 x 11.05)</p> <p>BFG030 (EX) ◆ (54.5 x 6.0 x 11.05)</p> | |
| | | | | <p>BFS148S (IN/EX) (12 x 33.4)</p> |
| | | | | <p>BFS148S (IN/EX) (12 x 33.4)</p> |
| <p>IV95016 (28.5 x 6 x 95.7)</p> <p>EV95017 (24.4 x 6 x 95.4)</p> |   | <p>45°</p> <p>45°</p> | <p>BFG007 (IN/EX) ◆ (36.6 x 6.0 x 11.05)</p> | <p>BFS176S (IN/EX) ◆ C281 ◆ R181S ◆ SHORT R182S ◆ LONG R183S ◆ LEVER</p> |
| <p>IV95016 (29.1 x 6.0 x 91.9)</p> <p>EV95017 (25.0 x 6.0 x 92.4)</p> |   | <p>45°</p> <p>45°</p> | | |

◆ New to range



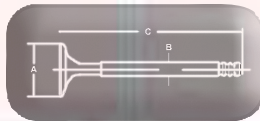
www.faiauto.com




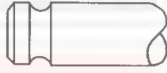
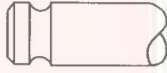










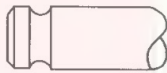

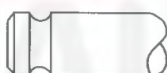
Valves Type CC Cyls Ø BHP

Kia Cont


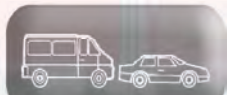
| | | | | | | | | | | |
|----|------------------|------|------------|------|---|-------|-----|-----------------|--------|------|
| 1 | CERATO | 2.0i | 16V G4GC | 1975 | 4 | 82.00 | 143 | 04/2004 | Petrol | DOHC |
| 2 | CLARUS | 2.0i | 16V FE | 1998 | 4 | 86.00 | 128 | 07/1996 2001 | Petrol | DOHC |
| 3 | MAGENTIS | 2.0 | 16V D4-EA | 1991 | 4 | 83.00 | 140 | 04/2006 | Diesel | DOHC |
| 4 | MAGENTIS | 2.0i | 16V G4JP | 1997 | 4 | 85.00 | 136 | 01/2003 03/2006 | Petrol | DOHC |
| 5 | MAGENTIS | 2.5i | 24V G6BV | 2493 | 6 | 86.00 | 169 | 06/2001 05/2004 | Petrol | DOHC |
| 6 | PICANTO | 1.1 | 12V D3FA | 1120 | 3 | 75.00 | 75 | 11/2005 | Diesel | DOHC |
| 7 | PRIDE | 1.6i | 16V G4ED | 1599 | 4 | 83.00 | 111 | 03/2005 | Petrol | DOHC |
| 8 | PRO CEE'D | 1.6 | 16V D4FB-L | 1582 | 4 | 77.20 | 90 | 02/2008 | Diesel | DOHC |
| 9 | PRO CEE'D | 1.6 | 16V D4FB | 1582 | 4 | 77.20 | 115 | 02/2008 | Diesel | DOHC |
| 10 | PRO CEE'D | 2.0i | 16V G4GC | 1975 | 4 | 82.00 | 143 | 02/2008 | Petrol | DOHC |
| 11 | RIO | 1.5 | 16V A5D | 1493 | 4 | 75.50 | 98 | 09/2000 02/2005 | Petrol | DOHC |
| 12 | RIO | 1.5 | 16V D4FA | 1493 | 4 | 75.00 | 110 | 03/2005 | Diesel | DOHC |
| 13 | SEDONA | 2.9 | 16V KJ | 2903 | 4 | 97.10 | 126 | 08/1999 10/2001 | Diesel | DOHC |
| 14 | SEDONA | 2.9 | 16V J3TCI | 2902 | 4 | 97.10 | 144 | 10/2001 | Diesel | DOHC |



Kia Cont ...

| | | | |
|--|---|--|---------------------------------------|
| IV95056 (32.0 x 6.0 x 102.3) | ◆  45° | BFG029 (IN) ◆ (46 x 6.0 x 11.05) | |
| EV95057 (27.5 x 6.0 x 104.7) | ◆  45° | BFG030 (EX) ◆ (54.5 x 6.0 x 11.05) | |
| | | | BFS105S |
| IV95016 (28.5 x 6 x 95.7) | ◆  45° | BFG007 (IN/EX) ◆ (36.6 x 6.0 x 11.05) | BFS176S (IN/EX) ◆ |
| EV95017 (24.4 x 6 x 95.4) | ◆  45° | | R181S ◆ SHORT |
| | | | R182S ◆ LONG |
| | | | R183S ◆ LEVER |
| IV95054 (34.0 x 6.5 x 109.5) | ◆  45° | BFG027 (IN) ◆ (44 x 6.6 x 12.06) | BFS155S (IN/EX) |
| EV95055 (30.5 x 6.5 x 109.7) | ◆  45° | BFG028 (EX) ◆ (50 x 6.6 x 12.06) | |
| | | | BFS270S (IN/EX) ◆ |
| | | | BFS148S (IN/EX) (12 x 33.4) |
| IV95016 (29.1 x 6.0 x 91.9) | ◆  45° | | |
| EV95017 (25.0 x 6.0 x 92.4) | ◆  45° | | |
| | | | BFS148S (IN/EX) (12 x 33.4) |
| | | | BFS148S (IN/EX) (12 x 33.4) |
| IV95056 (32.0 x 6.0 x 102.3) | ◆  45° | BFG029 (IN) ◆ (46 x 6.0 x 11.05) | |
| EV95057 (27.5 x 6.0 x 104.7) | ◆  45° | BFG030 (EX) ◆ (54.5 x 6.0 x 11.05) | |
| IV95094 (27.8 x 5.5 x 96.4) | ◆  45° | | BFS118S |
| EV95095 (24.9 x 5.5 x 95.5) | ◆  45° | | |
| | | | BFS148S (IN/EX) (12 x 33.4) |
| IV95002 (34.0 x 7.0 x 126.2) | ◆  45° | BFG001 (IN/EX) ◆ (12.05 x 7.01 x 52.7) | BFS171S (IN/EX) |
| EV95003 (31.6 x 7.0 x 126.0) | ◆  45° | | C262 (IN) ◆ |
| | | | C263 (EX) ◆ |
| IV95002 (34.0 x 7.0 x 126.2) | ◆  45° | BFG001 (IN/EX) ◆ (12.05 x 7.01 x 52.7) | BFS171S (IN/EX) |
| EV95003 (31.6 x 7.0 x 126.0) | ◆  45° | | C264 (IN) ◆ |
| | | | C265 (EX) ◆ |



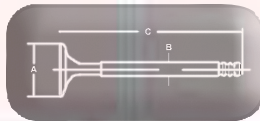
◆ New to range



Valves Type CC Cyls Ø BHP


Kia Cont

| | | | | | | | | | | |
|---|-----------------|------|-----------|------|----|-------|-----|-----------------|--------|------|
| 1 | SORENTO | 2.5 | 16V D4CB | 2497 | 4 | 91.00 | 140 | 08/2002 | Diesel | DOHC |
| 2 | SORENTO | 2.5 | 16V D4CB | 2497 | 4 | 91.00 | 170 | 12/2006 | Diesel | DOHC |
| 3 | SPORTAGE | 2.0i | 16V FE | 1991 | 4 | 86.00 | 123 | 04/1994 12/1997 | Petrol | DOHC |
| 4 | SPORTAGE | 2.0 | 16V D4-EA | 1991 | 4 | 83.00 | 113 | 09/2004 | Diesel | DOHC |
| 5 | SPORTAGE | 2.0i | 16V G4GC | 1975 | 4 | 82.00 | 143 | 09/2004 | Petrol | DOHC |
| 6 | SPORTAGE | 2.7i | 24V G6BA | 2656 | V6 | 88.00 | 175 | 09/2004 | Petrol | DOHC |



Kia Cont ...



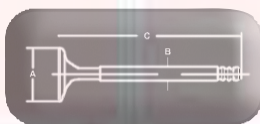
| | | | |
|---|---------|---|---|
| <p>IV95096 ◆ (31.7 x 7.0 x 110.5)</p> <p>EV95097 ◆ (28.0 x 7.0 x 110.5)</p> | 45° | | <p>BFS148S (IN/EX) (12 x 33.4)</p> |
| <p>IV95096 ◆ (31.7 x 7.0 x 110.5)</p> <p>EV95097 ◆ (28.0 x 7.0 x 110.5)</p> | 45° | | <p>BFS148S (IN/EX) (12 x 33.4)</p> |
| <p>IV95016 ◆ (28.5 x 6 x 95.7)</p> <p>EV95017 ◆ (24.4 x 6 x 95.4)</p> | 45° | <p>BFG007 (IN/EX) ◆ (36.6 x 6.0 x 11.05)</p> | <p>BFS105S</p> <p>BFS176S (IN/EX) ◆</p> <p>C281 ◆</p> <p>R181S ◆ SHORT</p> <p>R182S ◆ LONG</p> <p>R183S ◆ LEVER</p> |
| <p>IV95056 ◆ (32.0 x 6.0 x 102.3)</p> <p>EV95057 ◆ (27.5 x 6.0 x 104.7)</p> | 45° | <p>BFG029 (IN) ◆ (46 x 6.0 x 11.05)</p> <p>BFG030 (EX) ◆ (54.5 x 6.0 x 11.05)</p> | |
| <p>IV95058 ◆ (32.0 x 6.0 x 96.2)</p> <p>EV95059 ◆ (27.5 x 6.0 x 97.3)</p> | 45° | <p>BFG031 (IN) ◆ (39 x 6 x 11.05)</p> <p>BFG032 (EX) ◆ (43 x 6 x 11.10)</p> | <p>BFS270S (IN/EX) ◆</p> |








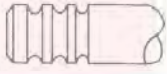
Valves Type CC Cyls Ø BHP

Lancia



| | | | | | | | | | | | | |
|----|-------|-------|-----|-----------|------|---|-------|-----|---------|------|--------|------|
| 1 | DEDRA | 1.6i | 16V | 182A4.000 | 1581 | 4 | 86.40 | 103 | 1996 | 1999 | Petrol | DOHC |
| 2 | DEDRA | 1.8i | 16V | 182A2.000 | 1747 | 4 | 82.00 | 113 | 1996 | 1999 | Petrol | DOHC |
| 3 | DEDRA | 2.0i | 16V | 834F1.000 | 1995 | 4 | 84.00 | 152 | 1994 | 1999 | Petrol | DOHC |
| 4 | DEDRA | 2.0i | 16V | 836A3.000 | 1995 | 4 | 84.00 | 139 | 1994 | 1999 | Petrol | DOHC |
| 5 | DEDRA | 2.0ie | 8V | 835A5.000 | 1995 | 4 | 82.60 | 117 | 1990 | | Petrol | SOHC |
| 6 | DELTA | 1.6 | 16V | 182A4.000 | 1581 | 4 | 86.40 | 103 | 1996 | 1999 | Petrol | DOHC |
| 7 | DELTA | 1.6i | 16V | 182A6.000 | 1581 | 4 | 86.40 | 103 | 1996 | 1999 | Petrol | DOHC |
| 8 | DELTA | 1.6ie | 16V | 182A4.000 | 1581 | 4 | 86.40 | 103 | 1996 | 1999 | Petrol | DOHC |
| 9 | DELTA | 1.8i | 16V | 182A2.000 | 1747 | 4 | 82.00 | 113 | 1996 | 1999 | Petrol | DOHC |
| 10 | DELTA | 1.8i | 16V | 183A1.000 | 1747 | 4 | 82.00 | 131 | 1996 | 1999 | Petrol | DOHC |
| 11 | DELTA | 2.0 | 8V | 831C5.000 | 1995 | 4 | 84.00 | 181 | 1987 | | Petrol | SOHC |
| 12 | DELTA | 2.0 | 16V | 831E5.000 | 1995 | 4 | 84.00 | 211 | 1993 | | Petrol | DOHC |
| 13 | DELTA | 2.0 | 16V | 831D5.000 | 1995 | 4 | 84.00 | 196 | 03/1989 | | Petrol | DOHC |
| 14 | KAPPA | 2.0i | 20V | 838A1.000 | 1998 | 5 | 82.00 | 146 | 1994 | 2001 | Petrol | DOHC |
| 15 | KAPPA | 2.0i | 20V | 838A1.000 | 1998 | 5 | 82.00 | 146 | 1994 | 2002 | Petrol | DOHC |
| 16 | KAPPA | 2.0i | 20V | 838A6.000 | 1998 | 5 | 82.00 | 155 | 1995 | 2002 | Petrol | DOHC |
| 17 | KAPPA | 2.0i | 20V | 175A3.000 | 1998 | 5 | 82.00 | 220 | 1998 | 2002 | Petrol | DOHC |
| 18 | KAPPA | 2.0ie | 16V | 838A4.000 | 1995 | 4 | 84.00 | 205 | 1994 | 1998 | Petrol | DOHC |
| 19 | KAPPA | 2.4 | 10V | 838A3.000 | 2387 | 5 | 82.00 | 124 | 1996 | 2000 | Diesel | SOHC |
| 20 | KAPPA | 2.4 | 10V | 838A3.000 | 2387 | 5 | 82.00 | 124 | 08/1994 | | Diesel | SOHC |
| 21 | KAPPA | 2.4 | 10V | 838A7.000 | 2387 | 5 | 82.00 | 124 | 1997 | 2000 | Diesel | SOHC |



Lancia

| | | | | | |
|---|---|-----|--|---------|---------|
| | | | | BFS77S | |
| IV171006 (33.6 x 7.0 x 113.0) |  | 45° | | BFS77S | |
| EV171004 (28.0 x 7.0 x 108.6) |  | 45° | | | |
| IV17082 (34.5 x 7.0 x 128.0) |  | 45° | | BFS100S | 07/1994 |
| EV17083 (28.5 x 7.0 x 125.6) |  | 45° | | | |
| IV17082 (34.5 x 7.0 x 128.0) |  | 45° | | BFS100S | 07/1994 |
| EV17083 (28.5 x 7.0 x 125.6) |  | 45° | | | |
| | | | | BFS100S | |
| IV171036 (30.4 x 7.0 x 102.0) |  | 45° | | | |
| EV171043 (29.8 x 7.0 x 102.9) |  | 45° | | | |
| IV171036 (30.4 x 7.0 x 102.0) |  | 45° | | | |
| EV171043 (29.8 x 7.0 x 102.9) |  | 45° | | | |
| | | | | BFS77S | |
| | | | | BFS77S | |
| | | | | BFS77S | |
| | | | | BFS100S | |
| | | | | BFS100S | |
| | | | | BFS100S | |
| | | | | BFS77S | |
| IV171005 (30.0 x 7.0 x 113.2) |  | 45° | | | |
| EV171003 (26.0 x 7.0 x 108.8) |  | 45° | | BFS77S | |
| | | | | BFS100S | |
| | | | | BFS100S | |
| IV171013 (37.5 x 8.0 x 114.5) |  | 45° | | | |
| EV171014 (31.0 x 8.0 x 114.5) |  | 45° | | | |
| | | | | BFS100S | |
| | | | | BFS100S | |


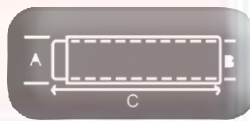
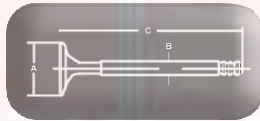
◆ New to range



Valves Type CC Cyls Ø BHP



Lancia Cont ...

| | | | | | | | | | | | |
|----|-------|------|----------------|------|---|-------|-----|---------|------|--------|------|
| 1 | KAPPA | 2.4 | 10V 838A8.000 | 2387 | 5 | 82.00 | 136 | 1998 | 2002 | Diesel | SOHC |
| 2 | KAPPA | 2.5i | 20V 838A2.000 | 2446 | 5 | 83.00 | 175 | 1994 | 2001 | Petrol | DOHC |
| 3 | KAPPA | 2.5i | 20V 838A2.000 | 2446 | 5 | 83.00 | 175 | 1994 | | Petrol | DOHC |
| | | | | | | | | | | Petrol | DOHC |
| 4 | LYBRA | 1.6i | 16V 182 A4.000 | 1596 | 4 | 80.50 | 103 | 07/1999 | | Petrol | DOHC |
| 5 | LYBRA | 1.6i | 16V 182A6.000 | 1596 | 4 | 80.50 | 103 | 07/1999 | | Petrol | DOHC |
| 6 | LYBRA | 1.9 | 8V 323.02 | 1910 | 4 | 82.00 | 105 | 1999 | 2001 | Diesel | SOHC |
| 7 | LYBRA | 1.9 | 8V 937A2.000 | 1910 | 4 | 82.00 | 116 | 1999 | | Diesel | SOHC |
| 8 | LYBRA | 1.9 | 8V 371.01 | 1910 | 4 | 82.00 | 105 | 2001 | | Diesel | SOHC |
| 9 | LYBRA | 2.0i | 20V 182B7.000 | 1998 | 5 | 82.00 | 154 | 1999 | 2001 | Petrol | DOHC |
| 10 | LYBRA | 2.4 | 10V 325.01 | 2387 | 5 | 82.00 | 136 | 1999 | 2000 | Diesel | SOHC |
| 11 | LYBRA | 2.4 | 10V 839A5.000 | 2387 | 5 | 82.00 | 135 | 1999 | 2001 | Diesel | SOHC |
| 12 | LYBRA | 2.4 | 10V 839A6.000 | 2387 | 5 | 82.00 | 140 | 1999 | | Diesel | SOHC |
| | | | | | | | | | | Diesel | SOHC |
| 13 | LYBRA | 2.4 | 10V 839A6.000 | 2387 | 5 | 82.00 | 140 | 2001 | | Diesel | SOHC |
| 14 | LYBRA | 2.4 | 10V 841C000 | 2387 | 5 | 82.00 | 150 | 2002 | | Diesel | SOHC |



Lancia Cont ...


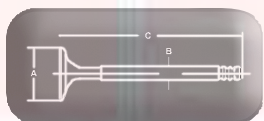
| | | | |
|--|-----|----------------------------|-----------|
| IV171061 (35.5 x 8.0 x 115.2) | 45° | BFS100S | |
| EV171062 (34.47 x 8.0 x 115.0) | 45° | | |
| | | BFS77S | |
| IV171006 (33.6 x 7.0 x 113.0) | 45° | | |
| EV171004 (28.0 x 7.0 x 108.6) | 45° | | |
| IV171036 (30.4 x 7.0 x 102.0) | 45° | BFS77S (33 x 26) | Hydraulic |
| EV171043 (29.8 x 7.0 x 102.9) | 45° | | |
| IV171036 (30.4 x 7.0 x 102.0) | 45° | BFS77S (33 x 26) | Hydraulic |
| EV171043 (29.8 x 7.0 x 102.9) | 45° | | |
| IV171061 (35.5 x 8.0 x 115.2) | 45° | BFS100S | |
| EV171062 (34.47 x 8.0 x 115.0) | 45° | | |
| | | BFS100S | |
| | | BFS100S | |
| IV171006 (33.6 x 7.0 x 113.0) | 45° | | |
| EV171004 (28.0 x 7.0 x 108.6) | 45° | | |
| | | BFS100S | |
| IV171061 (35.5 x 8.0 x 115.2) | 45° | BFS100S | |
| EV171062 (34.47 x 8.0 x 115.0) | 45° | | |
| IV171061 (35.5 x 8.0 x 115.2) | 45° | | |
| EV171062 (34.47 x 8.0 x 115.0) | 45° | | |
| | | BFS100S | |
| IV171061 (35.5 x 8.0 x 115.2) | 45° | BFS100S | |
| EV171062 (34.47 x 8.0 x 115.0) | 45° | | |



Valves Type CC Cyls Ø BHP

Lancia Cont ...



| | | | | | | | | | | | |
|----|--------|-------|---------------|------|----|-------|-----|---------|------|--------|------|
| 1 | MUSA | 1.3 | 16V 188A9.000 | 1248 | 4 | 69.60 | 70 | 10/2004 | | Diesel | DOHC |
| 2 | MUSA | 1.3 | 16V 199A3.000 | 1248 | 4 | 69.60 | 90 | 09/2006 | | Diesel | DOHC |
| 3 | MUSA | 1.4i | 16V 843A1.000 | 1368 | 4 | 70.80 | 95 | 10/2004 | | Petrol | DOHC |
| 4 | PHEDRA | 3.0i | 24V ES9J4S | 2946 | V6 | 87.00 | 204 | 2002 | | Petrol | DOHC |
| 5 | THEMA | 2.0 | 8V 834B1000 | 1995 | 4 | 84.00 | 117 | 1988 | 1992 | Petrol | SOHC |
| 6 | THEMA | 2.0i | 16V 836A3.000 | 1995 | 4 | 84.00 | 139 | 1994 | 1999 | Petrol | DOHC |
| 7 | THEMA | 2.0i | 16V 834B2.000 | 1995 | 4 | 84.00 | 147 | 1989 | 1992 | Petrol | DOHC |
| 8 | THEMA | 2.0i | 16V 834F1.000 | 1995 | 4 | 84.00 | 152 | 1994 | 1999 | Petrol | DOHC |
| 9 | THEMA | 2.0ie | 8V 834B.146 | 1995 | 4 | 84.00 | 115 | 1989 | 1995 | Petrol | SOHC |
| 10 | THEMA | 2.0ie | 8V 834B.000 | 1995 | 4 | 84.00 | 120 | 1984 | 1989 | Petrol | SOHC |
| 11 | THEMA | 2.0ie | 8V 834C.146 | 1995 | 4 | 84.00 | 150 | 1985 | 1989 | Petrol | SOHC |
| 12 | THEMA | 2.0ie | 8V 834C.000 | 1995 | 4 | 84.00 | 166 | 1985 | 1995 | Petrol | SOHC |
| 13 | THEMA | 2.0ie | 8V 834C1.000 | 1995 | 4 | 84.00 | 181 | 1989 | 1992 | Petrol | SOHC |
| 14 | THEMA | 2.0ie | 16V 834C1.246 | 1995 | 4 | 84.00 | 177 | 1988 | 1992 | Petrol | DOHC |
| 15 | THEMA | 2.0ie | 16V 834B2.246 | 1995 | 4 | 84.00 | 141 | 1988 | 1992 | Petrol | DOHC |
| 16 | THEMA | 2.0ie | 16V 834B2.000 | 1995 | 4 | 84.00 | 147 | 1989 | 1992 | Petrol | DOHC |
| 17 | THEMA | 2.0ie | 16V 834F1.000 | 1995 | 4 | 84.00 | 152 | 1989 | 1992 | Petrol | DOHC |
| 18 | THEMA | 2.0ie | 16V 834F2.000 | 1995 | 4 | 84.00 | 202 | 1992 | 1995 | Petrol | DOHC |
| 19 | THEMA | 2.4 | 8V 8144.91 | 2445 | 4 | 93.00 | 101 | 1984 | 1988 | Diesel | SOHC |



Lancia Cont ...

| | | | | | |
|--|--------------------|---|---|--|--|
| IV8930 (21.9 x 6.0 x 109.2) EV8931 (21.9 x 6.0 x 109.2) | 45° 45° | BFG6601 (IN/EX) (43 x 6.02 x 10.03) | TCK6 ◆ With Gasket/Seal TCK6NG ◆ Without Gasket/Seal | BFS148S (IN/EX) (12 x 33.4) C254 (IN) ◆ C255 (EX) ◆ R171S (IN/EX) ◆ | |
| IV8930 (21.9 x 6.0 x 109.2) EV8931 (21.9 x 6.0 x 109.2) | 45° 45° | BFG6601 (IN/EX) (43 x 6.02 x 10.03) | TCK6 ◆ With Gasket/Seal TCK6NG ◆ Without Gasket/Seal | BFS148S (IN/EX) (12 x 33.4) C254 (IN) ◆ C255 (EX) ◆ R171S (IN/EX) ◆ | |
| IV95090 (26.8 x 6.0 x 95.2) EV95091 (22.5 x 6.0 x 94.7) | 45° 45° | | | BFS293S ◆ (28.38 x 26.0) | ◆ from engine No. 985541 from engine No. 985541 |
| | | | | BFS130S BFS100S | |
| IV17082 (34.5 x 7.0 x 128.0) EV17083 (28.5 x 7.0 x 125.6) | 45° 45° | | | | |
| IV17082 (34.5 x 7.0 x 128.0) EV17083 (28.5 x 7.0 x 125.6) | 45° 45° | | | | |
| IV17082 (34.5 x 7.0 x 128.0) EV17083 (28.5 x 7.0 x 125.6) | 45° 45° | | | | |
| | | | | BFS100S BFS100S BFS100S BFS100S BFS100S BFS100S BFS100S BFS100S BFS100S BFS100S BFS100S | |
| IV17062 (41.0 x 8.0 x 120.7) EV17063 (34.4 x 8.0 x 122.0) | 30° 45° | | | | |


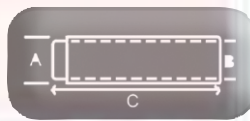
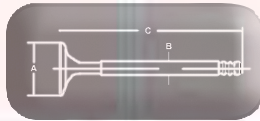
◆ New to range



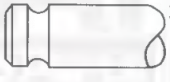
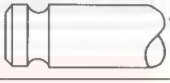
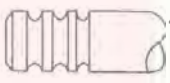
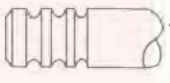

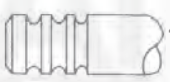
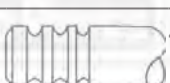
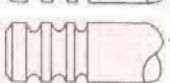

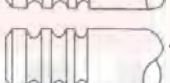



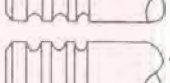
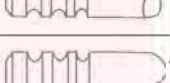


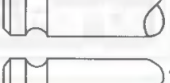
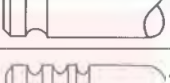
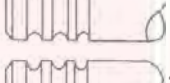
Valves Type CC Cyls Ø BHP

Lancia Cont ...



| | | | | | | | | | | | | |
|----|--------|------|-----|----------|------|----|-------|-----|---------|------|--------|------|
| 1 | THEMA | 2.5 | 8V | 8144.97 | 2499 | 4 | 93.00 | 115 | 1989 | | Diesel | SOHC |
| 2 | THESIS | 2.4 | 10V | 841C000 | 2387 | 5 | 82.00 | 150 | 2002 | | Diesel | SOHC |
| 3 | THESIS | 2.4 | 20V | 841G.000 | 2387 | 5 | 82.00 | 200 | 2003 | | Diesel | DOHC |
| 4 | THESIS | 2.4 | 20V | 841H.000 | 2387 | 5 | 82.00 | 200 | 2003 | | Diesel | DOHC |
| 5 | THESIS | 2.4 | 20V | 841M.000 | 2387 | 5 | 82.00 | 200 | 2003 | | Diesel | DOHC |
| 6 | THESIS | 2.4 | 20V | 841N.000 | 2387 | 5 | 82.00 | 200 | 2003 | | Diesel | DOHC |
| 7 | THESIS | 3.0i | 24V | 841A.000 | 2959 | V6 | 93.00 | 215 | 07/2002 | | Petrol | DOHC |
| 8 | THESIS | 3.2i | 24V | 841A.000 | 3179 | V6 | 93.00 | 230 | 05/2003 | | Petrol | DOHC |
| 9 | Y | 1.2i | 8V | 176A7000 | 1242 | 4 | 71.00 | 58 | 1996 | 2000 | Petrol | SOHC |
| 10 | Y | 1.2i | 16V | 176B9000 | 1242 | 4 | 71.00 | 86 | 1997 | | Petrol | DOHC |



Lancia Cont ...

| | | | | |
|--|---|-----|---|-----------------------------|
| IV17062 (41.0 x 8.0 x 120.7) |  | 30° | | |
| EV17063 (34.4 x 8.0 x 122.0) |  | 45° | | |
| IV171061 (35.5 x 8.0 x 115.2) |  | 45° | | BFS100S |
| EV171062 (34.47 x 8.0 x 115.0) |  | 45° | | |
| IV1194 (28.0 x 6.0 x 114.40) |  | 45° | BFG1194 (IN/EX) (47 x 6.02 x 11.03) | BFS156S (IN/EX) |
| EV1195 (26.0 x 6.0 x 114.40) |  | 45° | | |
| IV1194 (28.0 x 6.0 x 114.40) |  | 45° | BFG1194 (IN/EX) (47 x 6.02 x 11.03) | BFS156S (IN/EX) |
| EV1195 (26.0 x 6.0 x 114.40) |  | 45° | | |
| IV1194 (28.0 x 6.0 x 114.40) |  | 45° | BFG1194 (IN/EX) (47 x 6.02 x 11.03) | BFS156S (IN/EX) |
| EV1195 (26.0 x 6.0 x 114.40) |  | 45° | | |
| IV1194 (28.0 x 6.0 x 114.40) |  | 45° | BFG1194 (IN/EX) (47 x 6.02 x 11.03) | BFS156S (IN/EX) |
| EV1195 (26.0 x 6.0 x 114.40) |  | 45° | | |
| IV95022 (35.7 x 7 x 102.1) |  | 45° | BFG009 (IN) (38 x 7.01 x 12.06) | BFS178S (33 x 24) |
| EV95023 (31.2 x 7 x 102.6) |  | 45° | BFG010 (EX) (43 x 7.01 x 12.07) | |
| IV95022 (35.7 x 7 x 102.1) |  | 45° | BFG009 (IN) (38 x 7.01 x 12.06) | BFS178S (33 x 24) |
| EV95023 (31.2 x 7 x 102.6) |  | 45° | BFG010 (EX) (43 x 7.01 x 12.07) | |
| IV17054 (30.4 x 7.0 x 97.1) |  | 45° | | |
| EV17055 (27.3 x 7.0 x 97.2) |  | 45° | | |
| IV171052 (26.8 x 6.0 x 95.0) |  | 45° | | |
| EV171053 (22.4 x 6.0 x 96.2) |  | 45° | | |


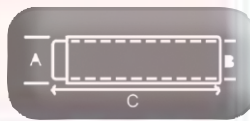
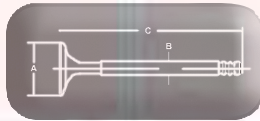
380



Valves Type CC Cyls Ø BHP

Lancia Cont ...

| | | | | | | | | | | | | |
|----|---------|------|-----|-----------|------|---|-------|----|---------|------|--------|----------------------|
| 1 | Y | 1.2i | 16V | 182B2000 | 1242 | 4 | 71.00 | 82 | 1997 | | Petrol | DOHC |
| 2 | Y | 1.2i | 16V | 188A.5000 | 1242 | 4 | 71.00 | 80 | 2000 | | Petrol | DOHC DOHC DOHC |
| 3 | Y | 1.4i | 12V | 182A3000 | 1370 | 4 | 82.00 | 80 | 1996 | 1998 | Petrol | SOHC |
| 4 | Y | 1.4i | 12V | 182A5000 | 1370 | 4 | 82.00 | 75 | 1996 | 1998 | Petrol | SOHC |
| 5 | Y10 | 1.0 | 8V | 156A2.000 | 999 | 4 | 70.00 | 45 | 1985 | 1990 | Petrol | SOHC |
| 6 | Y10 | 1.1 | 8V | 156C.000 | 1108 | 4 | 70.00 | 57 | 1989 | 1995 | Petrol | SOHC |
| 7 | Y10 | 1.1 | 8V | 176B2.000 | 1108 | 4 | 70.00 | 54 | 1995 | 1996 | Petrol | SOHC |
| 8 | Y10 | 1.3 | 8V | 146A5046 | 1301 | 4 | 76.00 | 72 | 1989 | 1996 | Petrol | SOHC |
| 9 | Y10 | 1.3i | 8V | 156B000 | 1301 | 4 | 76.00 | 72 | 1987 | 1993 | Petrol | SOHC |
| 10 | YPSILON | 1.1i | 8V | 176B2.000 | 1108 | 4 | 70.00 | 54 | 1996 | 2003 | Petrol | SOHC |
| 11 | YPSILON | 1.1 | 8V | 188A.4000 | 1242 | 4 | 70.80 | 60 | 01/2003 | | Petrol | SOHC |
| 12 | YPSILON | 1.2i | 16V | 176B9.000 | 1242 | 4 | 71.00 | 86 | 1996 | 2003 | Petrol | DOHC |
| 13 | YPSILON | 1.2 | 8V | 188A.4000 | 1242 | 4 | 70.80 | 60 | 2000 | 2003 | Petrol | SOHC |





Lancia Cont ...

| | | | | |
|---|---|-----|---|--------------------------|
| IV171052 (26.8 x 6.0 x 95.0) | | 45° | | |
| EV171053 (22.4 x 6.0 x 96.2) | | 45° | | |
| IV171052 (26.8 x 6.0 x 95.0) | | 45° | | BFS84S |
| EV171053 (22.4 x 6.0 x 96.2) | | 45° | | |
| IV171033 (30.3 x 7.0 x 110.5) | | 45° | | |
| EV171034 (35.5 x 7.0 x 110.4) | | 45° | | |
| IV171033 (30.3 x 7.0 x 110.5) | | 45° | | |
| EV171034 (35.5 x 7.0 x 110.4) | | 45° | | |
| IV17054 (30.4 x 7.0 x 97.1) | | 45° | | |
| EV17055 (27.3 x 7.0 x 97.2) | | 45° | | |
| | | | | BFS100S |
| IV17054 (30.4 x 7.0 x 97.1) | | 45° | | |
| EV17055 (27.3 x 7.0 x 97.2) | | 45° | | |
| | | | | BFS100S |
| | | | | BFS100S |
| IV17054 (30.4 x 7.0 x 97.1) | | 45° | | |
| EV17055 (27.3 x 7.0 x 97.2) | | 45° | | |
| IV95014 (31.9 x 5 x 98.4) | ◆ | 45° | BFG006 (IN/EX) ◆ (44 x 5 x 10.03) | BFS175S (IN/EX) ◆ |
| EV95015 (27.3 x 5 x 98.7) | ◆ | 45° | | |
| IV171052 (26.8 x 6.0 x 95.0) | | 45° | | |
| EV171053 (22.4 x 6.0 x 96.2) | | 45° | | |
| IV17054 (30.4 x 7.0 x 97.1) | | 45° | | BFS91S |
| EV17055 (27.3 x 7.0 x 97.2) | | 45° | | |

◆ New to range



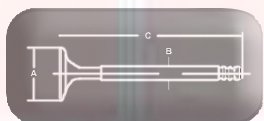
www.faiauto.com



Valves Type CC Cyls Ø BHP



Lancia Cont ...

| | | | | | | | | | | | | |
|----|---------|-------|-------------|-------|------|---|-------|-----|---------|------|--------|------|
| 1 | YPSILON | 1.2i | 16V 188A | 5000 | 1248 | 4 | 71.00 | 80 | 2000 | 2003 | Petrol | DOHC |
| 2 | YPSILON | 1.2i | 16V 188A | 5.000 | 1242 | 4 | 70.80 | 80 | 10/2003 | | Petrol | DOHC |
| 3 | YPSILON | 1.3 | 16V 188A | 9.000 | 1248 | 4 | 69.60 | 70 | 10/2003 | | Diesel | DOHC |
| 4 | YPSILON | 1.3 | 16V 199A | 2.000 | 1248 | 4 | 69.60 | 75 | 09/2006 | | Diesel | DOHC |
| 5 | YPSILON | 1.3 | 16V 199A | 3.000 | 1248 | 4 | 69.60 | 90 | 09/2006 | | Diesel | DOHC |
| 6 | YPSILON | 1.3 | 16V | | 1248 | 4 | 69.60 | 105 | 05/2007 | | Diesel | DOHC |
| 7 | YPSILON | 1.4i | 16V 843A | 1.000 | 1368 | 4 | 70.80 | 95 | 10/2003 | | Petrol | DOHC |
| 8 | ZETA | 2.0 | 8V XU10J2TE | | 1998 | 4 | 86.00 | 150 | 1994 | | Petrol | SOHC |
| 9 | ZETA | 2.0iE | 8V XU10J2TE | | 1998 | 4 | 86.00 | 150 | 1994 | | Petrol | SOHC |
| 10 | ZETA | 2.0i | 8V XU10J2C | | 1998 | 4 | 86.00 | 123 | 1996 | 2000 | Petrol | SOHC |



Lancia Cont ...



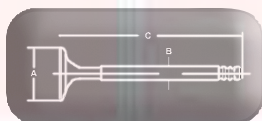
| | | | | | |
|---|---|---|--------------------------------------|--|--------------------------|
| IV171052 (26.8 x 6.0 x 95.0) |  45° | | | | |
| EV171053 (22.4 x 6.0 x 96.2) |  45° | | | | |
| IV95090 (26.8 x 6.0 x 95.2) | ◆  45° | | | BFS293S (28.38 x 26.0) | ◆ from engine No. 985541 |
| EV95091 (22.5 x 6.0 x 94.7) | ◆  45° | | | | |
| IV8930 (21.9 x 6.0 x 109.2) |  45° | BFG6601 (IN/EX) (43 x 6.02 x 10.03) | TCK6 With Gasket/Seal | ◆ BFS148S (IN/EX) (12 x 33.4) | |
| EV8931 (21.9 x 6.0 x 109.2) |  45° | | TCK6NG Without Gasket/Seal | ◆ C254 (IN) ◆ ◆ C255 (EX) ◆ ◆ R171S (IN/EX) ◆ | |
| IV8930 (21.9 x 6.0 x 109.2) |  45° | BFG6601 (IN/EX) (43 x 6.02 x 10.03) | TCK6 With Gasket/Seal | ◆ BFS148S (IN/EX) (12 x 33.4) | |
| EV8931 (21.9 x 6.0 x 109.2) |  45° | | TCK6NG Without Gasket/Seal | ◆ C254 (IN) ◆ ◆ C255 (EX) ◆ ◆ R171S (IN/EX) ◆ | |
| IV8930 (21.9 x 6.0 x 109.2) |  45° | BFG6601 (IN/EX) (43 x 6.02 x 10.03) | TCK6 With Gasket/Seal | ◆ BFS148S (IN/EX) (12 x 33.4) | |
| EV8931 (21.9 x 6.0 x 109.2) |  45° | | TCK6NG Without Gasket/Seal | ◆ C254 (IN) ◆ ◆ C255 (EX) ◆ ◆ R171S (IN/EX) ◆ | |
| IV8930 (21.9 x 6.0 x 109.2) |  45° | BFG6601 (IN/EX) (43 x 6.02 x 10.03) | TCK6 With Gasket/Seal | ◆ BFS148S (IN/EX) (12 x 33.4) | |
| EV8931 (21.9 x 6.0 x 109.2) |  45° | | TCK6NG Without Gasket/Seal | ◆ R171S (IN/EX) ◆ | |
| IV95090 (26.8 x 6.0 x 95.2) | ◆  45° | | | BFS293S (28.38 x 26.0) | ◆ from engine No. 985541 |
| EV95091 (22.5 x 6.0 x 94.7) | ◆  45° | | | | |
| IV157579 (42.6 x 8.0 x 108.8) |  45° | | | | |
| EV530001 (34.5 x 8.0 x 108.4) |  45° | | | | |
| | | | | BFS85S | |
| IV157579 (42.6 x 8.0 x 108.8) |  45° | | | | |
| EV157580 (34.5 x 8.0 x 108.4) |  45° | | | | |



Valves Type CC Cyls Ø BHP

Lancia Cont ...

| | | | | | | | | | | | |
|---|------|------|--------------|------|---|-------|-----|---------|------|--------|------|
| 1 | ZETA | 2.0i | 16V EW10J4 | 1997 | 4 | 85.00 | 177 | 2000 | 2002 | Petrol | DOHC |
| 2 | ZETA | 2.1 | 12V XUD11ATE | 2088 | 4 | 85.00 | 110 | 1996 | 1999 | Diesel | SOHC |
| 3 | ZETA | 2.1 | 8V XUD11ATE | 2088 | 4 | 86.00 | 110 | 05/1996 | | Diesel | SOHC |




Lancia Cont ...

IV531010

(33.3 x 6.0 x 106.2)

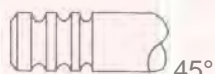
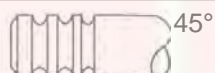
**EV531011**

(29.0 x 6.0 x 103.6)

**IV537575**


2 required

(33.9 x 8.0 x 122.3)

**EV537555**

(33.9 x 8.0 x 121.9)

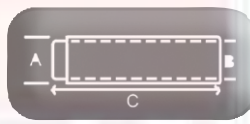
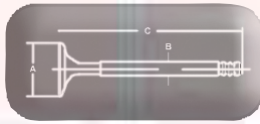
BFS131S**BFS150S****C215**




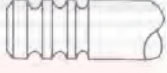

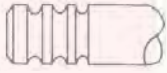













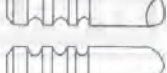
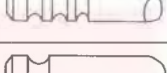
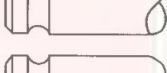
Valves Type CC Cyls Ø BHP



Landrover

| | | | | | | | | | | | |
|----|-----------------------|------|-----------|------|----|-------|-----|---------|---------|--------|------|
| 1 | DISCOVERY | 2.5 | 10V TD5 | 2495 | 5 | 88.95 | 139 | 1998 | | Diesel | SOHC |
| 2 | DEFENDER | 2.5 | 10V TD5 | 2495 | 5 | 88.95 | 139 | 1999 | | Diesel | SOHC |
| 3 | DISCOVERY III TDV6 | 2.7 | 24V 276DT | 2720 | V6 | 81.00 | 190 | 10/2004 | | Diesel | DOHC |
| 4 | FREELANDER | 1.8i | 16V K18 | 1796 | 4 | 80.00 | 120 | 1997 | 2000 | Petrol | DOHC |
| 5 | FREELANDER | 1.8i | 16V 18K16 | 1796 | 4 | 80.00 | 118 | 2000 | | Petrol | DOHC |
| 6 | FREELANDER | 1.8i | 16V 18K4F | 1796 | 4 | 80.00 | 116 | 2000 | | Petrol | DOHC |
| 7 | FREELANDER | 2.0 | 8V L20SDi | 1994 | 4 | 84.50 | 98 | 1998 | | Diesel | SOHC |
| 8 | FREELANDER | 2.0 | 16V 204D3 | 1951 | 4 | 84.00 | 112 | 08/2000 | 08/2005 | Diesel | DOHC |
| 9 | FREELANDER | 2.0 | 16V 204D3 | 1951 | 4 | 84.00 | 109 | 08/2000 | 04/2007 | Diesel | DOHC |
| 10 | FREELANDER | 2.5i | 24V 25K4F | 2497 | V6 | 80.00 | 177 | 2000 | | Petrol | DOHC |



Landrover



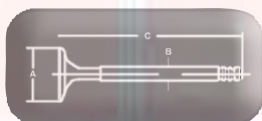
| | | | | |
|--|---|-----|--|---------------------------------------|
| IV94359 (34.7 x 7.0 x 105.7) |  | 30° | | BFS148S (IN/EX) (12 x 33.4) |
| EV94360 (31.7 x 7.0 x 105.7) |  | 45° | | |
| IV94359 (34.7 x 7.0 x 105.7) |  | 30° | | BFS148S (IN/EX) (12 x 33.4) |
| EV94360 (31.7 x 7.0 x 105.7) |  | 45° | | |
| IV95042 (27.7 x 6.0 x 97.04) |  | 45° | ◆ | BFS156S (IN/EX) |
| EV95043 (25.2 x 6.0 x 96.3) |  | 45° | ◆ | R193S (IN/EX) ◆ |
| IV35474 (27.7 x 6.0 x 89.6) |  | 45° | BFG92309 (IN/EX) (9.90 x 6.0 x 30.0) | BFS77S (33 x 26) |
| EV35475 (24.1 x 6.0 x 90.0) |  | 45° | | |
| IV35474 (27.7 x 6.0 x 89.6) |  | 45° | BFG92309 (IN/EX) (9.90 x 6.0 x 30.0) | BFS77S (33 x 26) |
| EV35475 (24.1 x 6.0 x 90.0) |  | 45° | | |
| IV35474 (27.7 x 6.0 x 89.6) |  | 45° | BFG92309 (IN/EX) (9.90 x 6.0 x 30.0) | BFS77S (33 x 26) |
| EV35475 (24.1 x 6.0 x 90.0) |  | 45° | | |
| IV100990 (37.2 x 7.0 x 86.7) |  | 45° | | |
| EV100980 (32.5 x 7.0 x 86.7) |  | 45° | | |
| IV47077 (26.0 x 6.0 x 99.9) |  | 45° | | BFS148S (IN/EX) (12 x 33.4) |
| EV47078 (26.0 x 6.0 x 99.9) |  | 45° | | R148S (IN/EX) |
| IV47077 (26.0 x 6.0 x 99.9) |  | 45° | | BFS148S (IN/EX) (12 x 33.4) |
| EV47078 (26.0 x 6.0 x 99.9) |  | 45° | | R148S (IN/EX) |
| IV801003 (31.6 x 6.0 x 89.6) |  | 45° | | |
| EV801004 (27.4 x 6.0 x 90.0) |  | 45° | | |




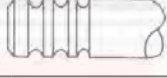
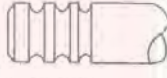
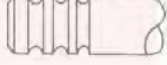
Valves Type CC Cyls Ø BHP

Landrover Cont



| | | | | | | | | | | |
|---|---------------------|-----|-----------|------|----|-------|-----|---------|--------|------|
| 1 | RANGE ROVER TDV6 | 2.7 | 24V 276DT | 2720 | V6 | 81.00 | 190 | 02/2005 | Diesel | DOHC |
| 2 | RANGE ROVER TD6 | 3.0 | 24V 306D1 | 2926 | 6 | 84.00 | 177 | 03/2002 | Diesel | DOHC |



Landrover Cont ...

| | | | |
|--|---|------------------------|------------------------|
| IV95042 (27.7 x 6.0 x 97.04) |  45° | BFS156S (IN/EX) | R193S (IN/EX) ◆ |
| EV95043 (25.2 x 6.0 x 96.3) |  45° | | |
| IV47077 (26.0 x 6.0 x 99.9) |  45° | BFS148S (IN/EX) | (12 x 33.4) |
| EV47078 (26.0 x 6.0 x 99.9) |  45° | | |


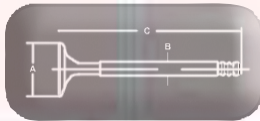
390









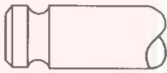



Valves Type CC Cyls Ø BHP

LDV


| | | | | | | | | | | | | |
|---|--------|-----|-----|--------------|------|---|-------|-----|---------|---------|--------|------|
| 1 | 200 | 1.9 | 8V | XUD9A | 1905 | 4 | 83.00 | 75 | 1994 | 1997 | Diesel | SOHC |
| 2 | 200 | 1.9 | 8V | XUD9A | 1905 | 4 | 83.00 | 75 | 1994 | | Diesel | SOHC |
| 3 | MAXUS | 2.5 | 16V | VMR2516L | 2499 | 4 | 92.00 | 95 | 02/2005 | 08/2009 | Diesel | DOHC |
| 4 | MAXUS | 2.5 | 16V | VMR2516L.09A | 2499 | 4 | 92.00 | 120 | 10/2005 | 08/2009 | Diesel | DOHC |
| 5 | PILOT | 1.9 | 8V | XUD9 | 1905 | 4 | 83.00 | 64 | 1996 | 1999 | Diesel | SOHC |
| 6 | SHERPA | 2.5 | 8V | FSD425 | 2496 | 4 | 90.00 | 72 | 1997 | 2001 | Diesel | OHV |



LDV

| | | | | | |
|---|--|-----|--|---|-------|
| IV537746 (38.5 x 8.0 x 112.4) |  | 45° | | | |
| EV537747 (33.0 x 8.0 x 111.9) |  | 45° | | | |
| | | | | BFS68S C155 PCK155 | |
| IV95066 (32.4 x 6.0 x 109) | ◆  | 45° | BFG034 (IN/EX) ◆ (44.5 x 6.01 x 11.03) | R199S | ◆ Kit |
| EV95067 (30.9 x 6.0 x 108.3) | ◆  | 45° | | | |
| IV95066 (32.4 x 6.0 x 109) | ◆  | 45° | BFG034 (IN/EX) ◆ (44.5 x 6.01 x 11.03) | R199S | ◆ Kit |
| EV95067 (30.9 x 6.0 x 108.3) | ◆  | 45° | | | |
| IV537746 (38.5 x 8.0 x 112.4) |  | 45° | | C155 BFS68S PCK155 | |
| EV537747 (33.0 x 8.0 x 111.9) |  | 45° | | | |
| IV35508 (42.0 x 9.0 x 124.5) |  | 45° | | | |
| EV35509 (36.3 x 9.0 x 123.9) |  | 45° | | | |

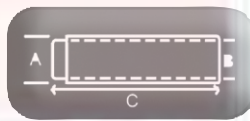
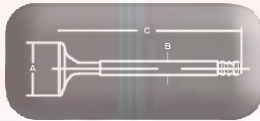
392



Valves Type CC Cyls Ø BHP

LTI

| | | | | | | | | | | | |
|---|----------------|-----|-----|---------------|------|---|-------|-----|---------|--------|------|
| 1 | TX1 TD | 2.7 | 8V | TD27 | 2663 | 4 | 96.00 | 82 | 01/1997 | Diesel | OHV |
| 2 | TX2 Di | 2.4 | 16V | DURATORQ 2402 | 2402 | 4 | 89.90 | 90 | 10/2002 | Diesel | DOHC |
| 3 | TX4 CRD | 2.5 | 16V | R425 | 2499 | 4 | 92.00 | 102 | 01/2006 | Diesel | DOHC |



LTI

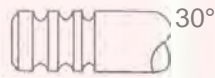
IV4311
(43.5 x 8.0 x 117.0)



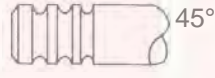
EV4312
(38.0 x 8.0 x 117.0)



IV94380
(31.3 x 7.0 x 122.2)



EV94381
(27.8 x 7.0 x 122.2)



IV95066
(32.4 x 6.0 x 109)



EV95067
(30.9 x 6.0 x 108.3)



BFG034 (IN/EX) ◆
(44.5 x 6.01 x 11.03)

TCK47 ◆ **BFS164S** (IN) ◆ Long
With Gasket/Seal **BFS165S** (EX) ◆ Short
C251 (IN) ◆
C252 (EX) ◆
R199S ◆ Kit